

Veterans Affairs November Commissioner Meeting



Purpose Statement

“Assist Veterans and their Dependents needs to which they are Entitled”

OUR MISSION:

Cultivating a diverse community that embraces our unique assets positioning our county as a thriving center for all to live, work, and succeed.

OUR CORE VALUES:

Collaboration Service Innovation Efficiency
Accountability
Transparency Financial Responsibility

December 10, 2025



Honoring the Fallen


Michael D. Baker (Maverick)
January 30, 1940, September 24, 2025

He was educated in the Waterloo School District and graduated from West High School with the class of 1958. In high school, he was a wrestler. Following Graduation, Micheal enlisted in the United States Marine Corps at the age of 18 and honorably dedicated the next twenty years of this life to his Country. He received many commendations during his military service and retired as a Gunnery Sergeant, on August 4, 1978, at Camp LeJeune, North Carolina. After retirement, he joined the Black Hawk County Sheriff's Department, first as a civilian security guard, in 1982. He was deputized in 1984, earned Deputy of the Year in 1990, and retired with the rank of Lieutenant on December 31, 2001. (Known as Maverick) for his flashy Cowboy Boots.

Military Awards: Vietnam Service Medal w/3 bronze stars; Vietnam Campaign Medal; Vietnam Meritorious Unit Commendation; Gallantry Cross w/Palm; Vietnam Meritorious Unit Commendation Civil Action Color (1st Class) w/Palm; Navy Commendation Medal; Good Conduct Medal (5th Award); National Defense Service Medal.



SHERIFF
BLACK HAWK COUNTY



Donation and Grants



November Donations

Winter Gear	\$120.00
Christmas	\$1,800.00
Total	\$1,920.00

FISCAL YEAR 2026

PROJECTS SUMMARY

Black Hawk County

PROJECT	REVENUE	EXPENDITURES	FUND BALANCE
AWAR	10,000.00	2,531.50	7,468.50
GENERAL	2,650.00	13,505.79	11,133.27
INRCOG	0.00	0.00	0.00
PICNICS	0.00	160.03	0.00
PANTRY	0.00	0.00	0.00
PTSD	0.00	0.00	1,376.44
RAMPS	0.00	0.00	10,381.32
SDOWN	480.00	0.00	4,641.58
VCC	5,022.75	0.00	5,022.75
YOGA	0.00	0.00	0.00
XMAS	2,050.00	1,920.40	330.78
			40,354.64



Transparency and Financial
Responsibility



November Donations



November Donations



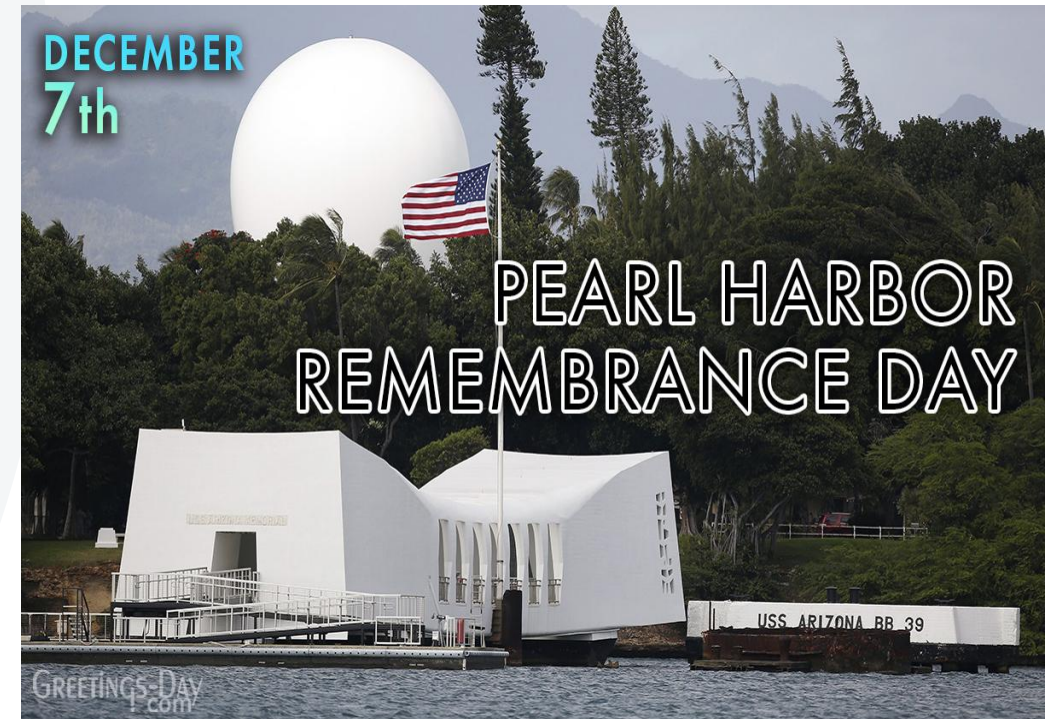
November Production



Monthly Total: **\$183,686.00** Federal dollars
paid to Veterans and Surviving Spouses in
November.

Stacy's Clients Retro	\$34,369.83
Michelle's Clients Retro	\$59,129.00
Director's Clients Retro	\$90,187.17


- Changing lives one claim at a time.



Service, Accountability and Transparency



State/Territory	Total Expenditures	Total Veteran Population	Beneficiaries	Percent Receiving	Average Benefit
Puerto Rico	\$1,251,463,000	76,169	48,061	63.1%	\$26,039.05
Guam	\$128,196,000	10,746	5,181	48.2%	\$24,743.49
Oklahoma	\$3,201,482,000	278,538	129,439	46.5%	\$24,733.52
Texas	\$17,839,704,000	1,528,652	709,420	46.4%	\$25,146.89
Alabama	\$3,857,052,000	339,331	156,735	46.2%	\$24,608.75
Nebraska	\$970,742,000	117,623	52,808	44.9%	\$18,382.48
Georgia	\$7,317,490,000	656,509	291,104	44.3%	\$25,137.03
North Carolina	\$7,734,613,000	682,186	302,144	44.3%	\$25,599.10
South Carolina	\$4,161,910,000	387,638	166,109	42.9%	\$25,055.30
Tennessee	\$4,215,802,000	430,165	181,713	42.2%	\$23,200.33
Virginia	\$6,807,672,000	678,149	281,238	41.5%	\$24,206.09
Florida	\$13,515,335,000	1,395,602	566,676	40.6%	\$23,850.20
Minnesota	\$1,874,262,000	286,593	115,238	40.2%	\$16,264.27
Nevada	\$2,084,314,000	207,660	83,337	40.1%	\$25,010.67
Colorado	\$3,145,279,000	362,910	144,636	39.9%	\$21,746.17
West Virginia	\$1,139,503,000	120,912	48,175	39.8%	\$23,653.41
South Dakota	\$481,996,000	63,362	25,074	39.6%	\$19,222.94
Idaho	\$990,630,000	121,795	48,171	39.6%	\$20,564.86
Wyoming	\$353,026,000	44,835	17,309	38.6%	\$20,395.52
Mississippi	\$1,662,438,000	179,983	68,959	38.3%	\$24,107.63
Louisiana	\$2,287,331,000	252,165	95,840	38.0%	\$23,866.14
Arkansas	\$1,868,805,000	199,871	75,485	37.8%	\$24,757.30
Montana	\$704,953,000	87,185	32,903	37.7%	\$21,425.19
California	\$12,421,133,000	1,426,860	532,932	37.3%	\$23,307.16
Oregon	\$2,016,868,000	259,913	95,145	36.6%	\$21,197.83
Kentucky	\$2,084,438,000	257,946	93,800	36.4%	\$22,222.15
Washington	\$3,887,659,000	502,028	182,071	36.3%	\$21,352.43
Alaska	\$561,855,000	70,057	25,403	36.3%	\$22,117.66
Utah	\$1,013,267,000	127,943	45,954	35.9%	\$22,049.59
Maine	\$864,440,000	104,568	37,446	35.8%	\$23,084.98
North Dakota	\$338,530,000	47,478	16,968	35.7%	\$19,951.08
Arizona	\$3,778,421,000	470,274	167,522	35.6%	\$22,554.77
Hawaii	\$881,754,000	108,525	38,641	35.6%	\$22,819.13
Maryland	\$2,982,680,000	352,103	124,533	35.4%	\$23,950.92
Missouri	\$2,935,947,000	384,479	135,983	35.4%	\$21,590.54
New Mexico	\$1,282,593,000	150,935	51,815	34.3%	\$24,753.31
Indiana	\$2,330,438,000	363,907	124,350	34.2%	\$18,740.96
Delaware	\$469,403,000	62,586	20,629	33.0%	\$22,754.52
Wisconsin	\$2,075,162,000	319,124	104,287	32.7%	\$19,898.57
Iowa	\$1,103,980,000	177,098	57,539	32.5%	\$19,186.64
Kansas	\$1,278,830,000	177,701	57,331	32.3%	\$22,306.08
Michigan	\$3,366,686,000	486,268	156,737	32.2%	\$21,479.84
Rhode Island	\$349,261,000	53,256	17,153	32.2%	\$20,361.51
Ohio	\$4,184,649,000	654,360	208,818	31.9%	\$20,039.69
New Hampshire	\$573,485,000	90,743	28,611	31.5%	\$20,044.21
Massachusetts	\$1,722,313,000	264,411	83,090	31.4%	\$20,728.28
Pennsylvania	\$4,109,787,000	667,098	189,146	28.4%	\$21,728.12
District of Columbia	\$167,301,000	27,226	7,528	27.7%	\$22,223.83
Vermont	\$213,656,000	37,445	10,164	27.1%	\$21,020.86
New Jersey	\$1,866,287,000	295,749	80,015	27.1%	\$23,324.21
New York	\$3,771,662,000	637,542	169,979	26.7%	\$22,188.99
Connecticut	\$769,760,000	146,578	39,027	26.6%	\$19,723.78
Illinois	\$3,389,073,000	603,982	146,483	24.3%	\$23,136.29







Top 8 Running Awards for Beneficiaries in Iowa by County

As of October 2025

<u>County</u>	<u>Veteran Population</u>	<u>Receiving Benefits</u>	<u>Monthly Grand Total</u>
Black Hawk	7,158	2,099 ↑	\$3,927,118 ↑
Dubuque	5,104	1,643	\$3,171,074
Johnson	5,697	1,642	\$3,236,373
Linn	13,897	3,740	\$7,343,004
Polk	24,300	9,701	\$18,444,470
Pottawattamie	6,224	2,529	\$4,414,937
Scott	11,609	3,578	\$7,310,742
Woodbury	5,584	1,860	\$3,121,891

MONTHLY STATISTICS	JUL 2026	AUG 2026	SEP 2026	AVG 1ST QTR	OCT 2026	NOV2026	DEC 2026	AVG 2ND QTR
TOTAL # VETERANS SERVED ON INITIAL	152	157	152	153	148	137		
# VETERANS SERVED ON RETURN	12	11	29	17	13	23		
OFFICE VISITS - SERVICE WORK	79	92	86	86	87	93		
OFFICE VISITS - RELIEF	34	27	38	33	41	37		
OFFICE VISITS - OTHER	35	42	57	45	33	28		
HOME VISITS	4	2	0	2	0	2		
NEW VETERANS	19	19	27	22	19	14		
WALK-INS	85	102	108	98	91	82		
FEMALE VETERANS	11	7	5	8	18	9		
VAN RIDES	21	12	26	20	16	31		
APPLICATIONS COMPLETED								
SERVICE-CONNECTED DISABILITY	33	35	31	33	39	49		
PENSION/DIC (SURVIVORS&VETERANS)	4	3	3	3	5	3		
HEALTHCARE	7	8	19	11	9	11		
BURIAL/GRAVE MARKERS	4	3	3	3	3	5		
COLLEGE/EDUCATION	2	0	0	1	1	0		
APPEALS	17	16	16	16	17	38		
VETERANS HOME APPLICATIONS	0	1	0	1	0	0		
TRUST FUND APPLICATIONS	3	3	1	2	3			
FOOD PANTRY	31	25	38	31	37	31		
RELIEF APPLICATIONS	10	8	9	9	11	5		
ALL OTHER FEDERAL FORMS	72	131	119	107	159	42		
PTSD/MST CLAIMS	3	4	5	4	5	3		
MILITARY SERVICE PERIODS:								
WWII	3	5	4	4	3	1		
KOREAN WAR	2	3	3	3	5	6		
VIETNAM WAR	64	59	58	60	57	53		
PERSIAN GULF WAR	26	24	36	29	33	25		
POST-9/11	24	30	24	26	26	24		
PEACETIME	21	25	27	24	24	29		
NON VETERANS/NG,RES	0	0	0	0	0	0		
WATERLOO/BHC VETERANS	91	100	107	99	108	103		
CEDAR FALLS VETERANS	29	30	28	29	29	20		
OTHER IOWA COUNTIES VETERANS	8	16	17	14	11	15		

November Production



Transparency, Service, Efficiency,
and Accountability



Service Component

Army	76
Marine Corp	16
Navy	28
Air Force	17
Space Force	00
Coast Guard	00
Total	137



Veterans Stats for November 2025

Other Cities within Black Hawk

Evansdale	04
Elk Run	01
Hudson	02
La Porte	03
Total	10

Other Counties

Bremer	04
Buchanan	05
Butler	01
Chickasaw	01
Linn	01
Tama	02
Total	14



**Collaboration,
Transparency and
Service**



Helping Veterans

Donated funds expenditures helping veterans

- \$2,750.00 Holiday dinners Gift Cards for 57 Veterans
- \$1,484.00 Food for Veterans ISO UNI Military Appreciation
- \$25.00 Gas Card

Total: \$4,259.00

County Funds

- \$143.12 Hotel Accommodations (Motel 6)
- \$925.00 Burial Assistance
- \$450.00 Rental Assistance
- \$425.00 Rental Assistance
- \$1990.00 Burial Assistance

Total: \$3,933.12

- Trust Fund (Oct) Auto \$4,795.16 and Home \$13,470.00
- (Total of 5 application approved) 1 Emergency Approval for furnace




Transparency, Service, Accountability and Financial Responsibility.

General Service to Veterans



“Veterans helping Veterans”

<u>Transaction</u>	<u>Expense</u>	<u>Percent used</u>	<u>Balance</u>	<u>Prior Yr. Total</u>
Funeral Expense	\$9,425.00	50%	\$11,585.00	\$11,268.10
Shelter	\$3,610.52	16%	\$16,692.48	\$5,686.97
Utilities	\$500.00	10%	\$4,500.00	\$971.00
Transportation	\$0.0	0%	\$3,000.00	\$0.0
Cemetery Expense	\$0.0	0%	\$400.00	\$745.00
Grave Markers	\$0.0	0%	\$1,000.00	\$1,569.46
Medications	\$0.0	0%	\$1,000.00	\$0.0
Total:	\$13,535.55		\$38,177.48	\$20,140.53



Transparency, Financial
Responsibility

November Staff and Commissioner's Participation



- 11/1 AFIL Music with a Mission Fundraiser (**Commissioner Korf**)
- 11/2 Called to check on status of disabled VFW Veteran (**Commissioner Butler**)
Attended Iowa VFW Fall Meeting in Des Moines (**Commissioner Butler**)
- 11/3 Military Honors for USMC Veteran Harland Robinson (**Director Loveless**)
- 11/5 Coffee and Comradery at the Grout (**Commissioner Butler**)
- 11/6 Elk's Club Veterans Day Lunch (**Director Loveless**)
MOAA Chapter Meeting (**Commissioner Korf**)
- 11/7 East High School JROTC Veterans Breakfast (**Commissioner Butler, Director Loveless**)
Cedar Falls VFW Post Meeting with Cedar Falls Mayor (**Commissioner Butler**)
- 11/8 Military Appreciation Football Game (**Commissioner Korf, Director Loveless**)
- 11/11 Commemorating Veterans Day Ceremony (**Commissioner Butler, Director Loveless**)
Hy Vee Veterans Breakfast (**Commissioner Butler**)
Peet Junior High Veterans Day Assembly (**CVSO Mendoza**)
- 11/12 Iowa Works Veterans Resource Fair (**CVSO Albus**)
- 11/13 Cedar Valley Exchange Club One Nation Under God (**Director Loveless**)
- 11/14 Veterans Night Out at the Grout (**Commissioners Korf, Briscoe, Butler, Loveless, Wickman, Mendoza**)
- 11/15 Military Honors for Army Veteran Roosevelt Davenport (**Director Loveless**)

Collaboration and
Service





November Staff and Commissioner's Participation (Continues)

- 11/18 Waterloo American Legion Monthly Meeting (**Commissioner Korf, Director Loveless**)
Cedar Falls VFW Monthly Meeting (**Commissioner Korf, Butler**)
Cedar Falls 1st Annual Veteran Banner Ceremony (**Commissioners Korf, Butler**)
- 11/19 Cedar Valley Health Fair (**CVSO Wickman, Director Loveless**)
Coffee and Comradery at the Grout (**Commissioner Butler**)
Visited Veteran in Therapy (**Commissioner Butler**)
- 11/20 Mercy One Festival of Tree's Veterans Breakfast (**Commissioners Butler, Korf, Loveless**)
Leaders and Readers at Lincoln Elementary School (**Director Loveless**)
- 11/21 Visited Veteran in Therapy (**Commissioner Butler**)
- 11/25 Participated in a presentation by Retrieving Freedom (**Commissioner Butler**)
- 11/26 American For Independent Living (AFIL) Holiday Meal for Veterans (**Director Loveless**)



Collaboration and
Service





2025 UAW VETERAN'S CONFERENCE OVERALL EVALUATION SCORES

	Ave Score	Std Dev
Overall Conference	3.97	2.90
Subject Matter	3.80	0.43
Workshops	3.78	0.44
Duration of the Conference	3.79	0.48
Speakers Overall Score		
Liz Baker	3.60	0.50
Lydia Edwards	3.82	0.40
Bill Flohr	3.67	0.53
Mike Longnecker	3.69	0.50
James Mukoyama	3.76	0.46
Clay Novak	3.76	0.45
Danny Trull	3.41	0.68
Chris Zatrutz	3.56	0.56
Larry Robinson	3.51	0.63
Dan Robinson	3.70	0.51
Subject Matter	3.79	0.41
Q&A session	3.69	0.46
Workshop Instructors Overall Score		
Coming Together and Understanding		
Chiquita Loveless	3.86	0.35
Andrea Morrow	3.84	0.37
PTSD Tom Brenner	3.82	0.39
Terry Pitts	3.88	0.32
Mike Melfi	3.84	0.46
Katie Beck	3.89	0.40
Allysa Knoll	3.91	0.32
The War Within- New Tactics for Mental Health		
Rick Bucher	3.84	0.40

	Ave Score	Std Dev
Understanding Your Disability Rating		
Yolando Loveless	3.88	0.33
Financial Freedom		
Larry Weichel	3.80	0.40
Unlearning Bias		
Maria Medina	3.80	0.40
Danelle Williams	3.81	0.39
Veterans Benefits VSO		
Lisa Misenko	3.90	0.31
Stacy Thill	3.89	0.31
Rick Wiles	3.89	0.31
Angela Barkell	3.87	0.33
Resiliency		
Chris Lutz	3.90	0.30
Kristy Grabowski	3.86	0.35
Tom Fisher	3.76	0.42
Veteran Standing Committee		
Tim Duplanty	3.87	0.34
Horace Hubbard	3.89	0.32
Carlton Pace	3.85	0.36
Leadership Essentials		
Lessons From Labor History		
Nadja Roivas	3.86	0.35
Subject Matter		
Question and Answer	3.87	0.34
Overall Ave Score		
	3.80	0.47



Transparency



Non-Elected Officials Report: Veterans Affairs

County: All Counties

Fiscal Year: 2026

County	Population Rank	Veterans Service Officer Salary Rank	Veterans Service Officer FY 2026	Veterans Service Officer % Change	Veterans Service Officer FY 2025	Veterans Service Officer FY 2025 % Change	Veterans Service Officer FY 2024	Veterans Service Officer Years In Office	Veterans Service Officer Full-Time Count	Veterans Service Officer Part-Time Count	Veterans Service Officer Seasonal Count	Veterans Service Officer Comments	Additional Staff Salary Rank	Additional Staff FY 2026	Additional Staff % Change	Additional Staff FY 2025	Additional Staff FY 2025 % Change	Additional Staff FY 2024	Additional Staff Years In Office	Additional Staff Full-Time Count	Additional Staff Part-Time Count	Additional Staff Seasonal Count	Additional Staff Comments
Adair	87	72	\$30,789.00	32.60%	\$23,219.00	111.85%	\$10,960.00	5	0	1	0		19	\$4,366.00	-91.01%	\$48,553.00	1.63%	\$47,772.00	0	0	1	0	
Adams	99	89	\$22,880.00	-30.82%	\$33,072.00	-16.67%	\$39,686.00	0	0	1	0												
Allamakee	56	58	\$47,802.00	3.00%	\$46,409.00	3.00%	\$45,057.00	20	1	0	0		11	\$34,129.00	-7.37%	\$36,846.00	-5.23%	\$38,878.00	4	1	0	0	
Appanoose	62	48	\$52,000.00	26.77%	\$41,018.00	45.71%	\$28,150.00	5	1	0	0												
Audubon	97	83	\$25,650.00	2.50%	\$25,024.00	8.34%	\$23,099.00	1	0	1	0												
Benton	25	18	\$66,306.00	3.00%	\$64,375.00	118.80%	\$29,422.00	2	1	0	0												
Black Hawk	5	28	\$63,190.00	5.30%	\$60,008.00	-19.82%	\$74,840.00	14	1	0	0		3	\$65,054.00	-3.75%	\$67,591.00	6.91%	\$63,222.00	7, 12, 0	3	0	0	
Boone	23	42	\$55,703.00	3.54%	\$53,800.00	3.46%	\$52,000.00	10	0	1	0		14	\$21,335.00					11, 0	0	4	0	
Bremer	26	38	\$56,650.00	3.00%	\$55,000.00	3.43%	\$53,177.00	0	1	0	0	VA Director	23	\$0.00	-100.00%	\$46,375.00	-7.54%	\$50,159.00	0	0	1	0	\$21.47/hour; PT VA/PT GA



Join Us in Our Mission to

Remember ★ Honor ★ Teach

NATIONAL WREATHS ACROSS AMERICA DAY

★ **December 13th, 2025** ★

🕒 **11:00AM at Iowa Veteran's Cemetery**

Help Iowa Veteran's Cemetery honor local heroes!

Sponsor a wreath today to be placed on a veteran's grave this December at the Iowa Veteran's Cemetery.



**Send checks "payable" to:
"Wreaths Across America"**

**808 Blackhawk Street
Reinbeck, Iowa 50669**

Anthony Knaack
319-231-9036
Location Coordinator

**Scan the QR code provided to
make a donation online or visit:
<https://www.wreathsasscrossamerica.org/IA003>**

#KeepMovingForward



JOIN US!
DECEMBER 20TH 11A-2P

A.F.I.L VETERAN RESOURCE CENTER
4020 UNIVERSITY AVE WATERLOO IA

VETERAN FAMILY HOLLY JOLLY CHRISTMAS PARTY



FOOD & DRINK
CRAFTS
MAGIC
FACE PAINTING







Question?

