



**Iowa Department of
Veterans Affairs**

VA Commission Welcomes

Commandant Todd Jacobus



July 9, 2025



Veterans Affairs June (EOFY 25) Commissioner Meeting

Mission Statement



“Assist Veterans and their Dependents needs to which they are Entitled”

Veterans Affairs Relocation PROJECT TIMELINE



MILESTONE 1

Design

Project Team

MILESTONE 2

Contracts

Project Team

MILESTONE 3

Procurement

Contractor

MILESTONE 4

Delivery

Contractor

Proposal

06/5/2024

Commence
Design

06/05/2024

Design Review

10/15/2024

BOS Approval

10/15/2024

Bid Date

11/15/2024

Award Dated 12/20/2024

12/03/2024

Preconstruction
Meeting

Foundation
insulation

Siding
Drywall
Continues

Commence
Remodel
1/3/2025

Project
Update
6/23/2025

Walk Through

07/16/2025

Move In Date

7/21/2025

STAGE 1

STAGE 2

STAGE 3

STAGE 4











VA Remodel Update

A photograph of a kitchen area during a remodel. The room features light-colored wood cabinetry and a white countertop. A stainless steel sink with a chrome faucet is visible. An orange Werner step ladder is leaning against the cabinets. In the background, a floor buffer and other construction materials are visible on the floor.

Kitchen

A photograph of a waiting room area. The room has large windows with black frames, providing a view of the outdoors. The floor is concrete, and there are some construction materials and equipment visible in the background. The room appears to be in the final stages of renovation.

Waiting Room

VA Remodel Update



VA Remodel Update



Hallway



Sara's
Office

VA Remodel Update



Extra Office



Back Doors

June Production



Veterans and Surviving Spouses received the following retro amounts:

Monthly Total: **\$145,562.92 Federal dollars paid to Veterans and Surviving Spouses in June.**

Stacy's Clients Retro	\$19,232.54
Michelle's Clients Retro	\$25,165.00
Director's Clients Retro	\$101,165.38

* From 25 approved claims in received in June.



Economic Impact to the Community



Fiscal Year 25 total amount of Retro paid to Veterans and Surviving Spouses:

\$2,438,145.38


*** Changing veterans lives with every claim submitted.**



First and Second Quarter Stats



MONTHLY STATISTICS	JUL 2024	AUG 2024	SEP 2024	AVG. 1ST QTR	OCT 2024	NOV 2024	DEC 2024	AVG. 2ND QTR
Total # Veterans Served on Initial Visit	173	179	168	173	179	146	133	152
# Veterans Served on Return Visits	28	25	9	21	17	14	20	17
Office Visits - Service Work	103	105	80	96	109	87	101	99
Office Visits - Relief	39	29	26	31	38	41	27	35
Office Visits - Other	59	63	58	60	46	30	25	34
Home Visits	1	3	5	3	7	2	2	4
Incoming phone calls								
New Veterans	36	42	28	35	25	25	17	22
Walk-Ins	131	108	91	110	74	74	76	75
Female Veterans	16	9	13	13	16	13	11	13
Van Rides	12	15	16	14	27	24	19	23
Applications Completed								
Service-Connected Disability 21-526EZ	28	31	24	28	45	26	33	35
Pension/DIC (Survivors & Veterans) 21P-534EZ								
21P527EZ	7	10	6	8	4	4	3	4
Health Care 1010EZ	24	18	11	18	22	8	9	13
Burial/Grave Markers	5	5	3	4	1	1	3	2
College/Education	1	1	0	1	0	1	0	0
Appeals 20-0995/20-0996	11	10	6	9	13	6	11	10
Veterans Home Applications	2	0	0	1	0	0	0	0
Trust Fund Applications	6		4		1	4	2	2
Food Pantry	26	25	24	25	36	32	16	28
Relief Applications	10	5	6	7	2	11	7	7
All other Federal Forms	128	140	138	135	144	147	159	150
PTSD/MST Claims	2	8	4	5	6	9	3	6
Military Service Periods:								
World War II	5	2	6	4	2	4	6	4
Korean War	5	5	2	4	5	2	3	3
Vietnam War	75	78	67	73	59	65	47	57
Persian Gulf War	23	23	19	22	24	28	29	27
Post-9/11	33	40	32	35	30	23	21	25
Peacetime	32	23	27	27	27	21	25	24
Natl Grd/Reserves, no Fed AD	5	5	3	4	4	0	1	2
Waterloo/BHC Veterans	97	99	99	98	103	96	69	89
Cedar Falls Veterans	44	30	22	32	31	27	31	30
Other Iowa Counties Veterans	19	18	20	19	13	6	14	11



Third and Fourth Quarter Stats



MONTHLY STATISTICS	JAN 2025	FEB 2025	MAR 2025	AVG. 3rd QTR	APR 2025	MAY 2025	JUN 2025	AVG. 4th QTR
Total # Veterans Served on Initial Visit	137	106	130	124	121	126	132	126
# Veterans Served on Return Visits	21	16	23	20	12	21	14	16
Office Visits - Service Work	90	58	92	80	78	87	79	81
Office Visits - Relief	22	31	15	23	35	36	28	33
Office Visits - Other	42	26	38	35	23	22	35	27
Home Visits	5	6	4	5	4	2	4	3
Incoming phone calls								
New Veterans	15	8	23	15	18	11	21	17
Walk-Ins	79	67	78	75	67	74	89	77
Female Veterans	10	4	6	7	11	13	9	11
Van Rides	17	20	22	20	25	25	20	23
Applications Completed								
Service-Connected Disability	30	15	29	25	17	25	24	22
Pension/DIC (Survivors & Veterans)	13	5	9	9	5	11	7	8
Health Care	18	15	14	16	14	12	12	13
Burial/Grave Markers	3	1	3	2	6	5	5	5
College/Education	1	1	1	1	1	1	1	1
Appeals	9	5	7	7	6	21	11	13
Veterans Home Applications	0	0	1	0	0	0	0	0
Trust Fund Applications	2	2	3	2	5	4	3	4
Food Pantry	16	25	20	20	29	25	25	26
Relief Applications	8	8	5	7	16	4	9	10
All other Federal Forms	86	104	120	103	109	144	121	125
PTSD/MST Claims	3	4	7	5	4	5	5	5
Military Service Periods:								
World War II	6	1	3	3	0	1	3	1
Korean War	5	1	3	3	6	1	5	4
Vietnam War	63	53	55	57	52	63	53	56
Persian Gulf War	23	21	30	25	18	19	27	21
Post-9/11	20	13	20	18	29	20	19	23
Peacetime	20	16	14	17	16	21	25	21
Non-veterans / NG, Res	0	1	4	2	0	1	0	1
Waterloo/BHC Veterans	71	64	82	72	75	93	94	87
Cedar Falls Veterans	31	13	17	20	18	27	25	23
Other Iowa Counties Veterans	14	10	17	14	13	6	13	11



Six Year Comparison in Services to Veterans

Initial Visit: **10,683**

New Veterans: **1,972**

Disability Claims: **1,705**

Pension/DIC: **558**

Trust Fund: **427**

Vietnam: **4,412**

Gulf War/P-911: **3,149**

GDX Report **\$70.9M** in Federal dollars to Black Hawk County Veterans in FY 23.

FISCAL YEAR STATISTICS	FY 2020	FY 2021	FY 2022	FY 2023	FY 2024	FY 2025
Total # Veterans Served on Initial Visit	1742	1532	1802	1986	1891	1730
# Veterans Served on Return Visits	374	344	367	354	322	220
Office Visits - Service Work	1253	957	1138	1188	1059	1069
Office Visits - Relief	429	287	354	519	614	367
Office Visits - Other	303	568	615	608	743	467
Home Visits	129	63	63	75	39	45
New Veterans	330	375	313	346	339	269
Walk-Ins	Not Reported	872	976	1151	928	1008
Female Veterans	Not Reported	111	131	130	127	131
Van Rides	Not Reported	145	182	203	241	242
Applications Completed						
Service-Connected Disability	236	223	269	346	304	327
Pension/DIC (Survivors &Veterans)	112	73	86	92	61	134
Health Care	174	125	135	193	188	177
Burial/Grave Markers	100	65	61	75	75	38
College/Education	17	9	2	18	18	9
Appeals	114	96	99	152	161	116
Veterans Home Applications	3	7	9	6	5	3
Trust Fund Applications	86	93	111	33	66	38
Food Pantry	438	271	313	329	312	299
Relief Applications	185	141	157	113	84	91
All other Federal Forms	1783	950	1252	1430	1262	1532
PTSD/MST Claims	43	46	56	52	47	60
Military Service Periods:						
World War II	91	61	62	64	23	39
Korean War	108	82	75	86	65	43
Vietnam War	691	618	762	828	783	730
Persian Gulf War	280	298	314	350	366	284
Post-9/11	158	148	176	229	246	300
Peacetime	417	323	369	370	323	267
Waterloo/BHC Veterans	Not Reported	1174	1389	1518	1364	1042
Cedar Falls Veterans	Not Reported	135	252	291	300	316
Other Iowa Counties Veterans	Not Reported	148	161	177	207	163





Top 8 Running Awards for Beneficiaries in Iowa by County

As of May 2025

<u>County</u>	<u>Veteran Population</u>	<u>Receiving Benefits</u>	<u>Monthly Grand Total</u>
Black Hawk	7,158	2,060 ↑	\$3,757,102 ↑
Dubuque	5,104	1,589	\$3,019,048
Johnson	5,697	1,587	\$3,017,657
Linn	13,897	3,678	\$6,996,804
Polk	24,300	9,461	\$17,436,555
Pottawattamie	6,224	2,502	\$4,257,802
Scott	11,609	3,418	\$6,797,293
Woodbury	5,584	1,831	\$2,984,523

Additional Veterans Stats for June 2025

Service Component

Army	66
Marine Corp	19
Navy	28
Air Force	17
Space Force	00
Coast Guard	01
Total	132



Other Cities within Black Hawk

Elk Run	01
Hudson	01
Evansdale	05
Raymond	01
La Porte City	02
Washburn	01
Gilbertville	01
Janesville	01
Reinbeck	01
Total	14

Other Counties

Bremer	02
Benton	01
Buchanan	04
Grundy	02
Fayette	02
Tama	01
Dumont	01
Total	13



Goal is 200 Initial visits each month



FY 25 4TH Quarter LOE's



02 July 25

Outreach LOE #1	Cause and Effect	Primary CVSO
Outreach Events/Programs	Commissioners and Director actively involved in community events	Loveless /Albus
Local Service Organization Liaison	Commissioners and Director are participating in the monthly meeting	Albus /Sloyer
Nursing Home Liaison	Interaction with various nursing home Social Workers and Staff.	Sloyer /Loveless
Advertisement	WCF Courier and Radio Station to promote Veteran events and Holiday greetings.	Loveless /Sloyer
Scheduling Van Rides	Increase in rides during the 4 th Quarter. Average 23 per month.	Corwin /Loveless
Food Pantry	Small increase for 4 th Quarter. Averaged 26 per month.	Albus /Corwin

FY 25 4TH Quarter LOE's



02 July 25

Benefits LOE #2	Cause and Effect	Primary CVSO
Pension/Compensation/Appeals Applications	Consistent month to month	Loveless /Sloyer
Iowa Trust Fund Application	Completed 12 Applications, 4 th quarter average above the 3 rd quarter.	Albus /Sloyer
Health Care Enrollments	4 th quarter average below the 3 rd quarter.	Loveless /Sloyer
Veteran License Plates/Driver License Applications	As requested by Veterans, normally birthdays drive this request	Corwin /Loveless
General Relief (Shelter, Utilities, Funeral)	Above the 3 rd quarter average	Albus /Sloyer
Homeless Veterans/PTSD	Right at 3 rd quarter average	Albus /Corwin
Burial/DIC/Headstone	Above the 3 rd quarter average	Loveless /Sloyer
Veteran Home Applications	0 applications submitted for 4th Quarter	Sloyer /Albus

FY 25 4TH Quarter LOE's



02 July 25

Administration and Budgeting LOE #3	Cause and Effect	Primary CVSO
FY Budget	FY26 Budget commence in July. We did an outstanding job managing the FY 25 Budget.	Loveless /Albus
Accounts Payable	Submitted weekly to the Auditors Office.	Albus /Loveless
Scheduling Training	5 of 5 Commissioners have completed the required training.	Loveless /Corwin
Grave Registration Custodian	We hold all grave registrations that are sent to our office.	Albus /Corwin
Widow's Letters	Continue to send them upon notification.	Albus /Corwin
Scheduling Appointments	We continue to have more walk-in's than scheduled appointments.	Corwin /Sloyer

Supportive Service for Veteran Families SSVF

- Served a total of 44 Veterans in Black Hawk County
- 22 Rapid Re-Housing
- 22 Homeless Prevention

For very low-income Veterans, SSVF provides case management and supportive services to prevent the imminent loss of a Veteran's home or identify a new, more suitable housing situation for the individual and his or her family; or to rapidly re-house Veterans and their families who are homeless and might remain homeless without this assistance.



National Call Center
for Homeless Veterans
877-424-3838
va.gov/homeless

Donations and Grants



FISCAL YEAR 2025

PROJECTS SUMMARY

PROJECT	REVENUE	EXPENDITURES	FUND BALANCE
AWAR	10,000.00	10,000.00	0.00
GENERAL	7,430.00	14,921.80	22,102.18
PICNICS	300.00	169.02	160.03
PANTRY	315.00	3,283.73	0.00
PTSD	0.00	0.00	1,376.44
RAMPS	4,000.00	4,000.00	10,381.32
SDOWN	1,290.00	215.65	4,281.58
XMAS	6,701.18	903.41	201.18
			44,392.52

June Donations:
General \$150.00

General Service to Veterans



“Veterans helping Veterans”

<u>Transaction</u>	<u>Expense</u>	<u>Percent used</u>	<u>Balance</u>	<u>Prior Yr. Total</u>
Funeral Expense	\$11,268.10	49%	\$11,731.90	\$8,230.00
Shelter	\$5,186.97	26%	\$15,116.03	\$2,470.00
Utilities	\$771.00	15%	\$4,229.00	\$1,487.75
Transportation	\$0.0	0%	\$3,000.00	\$1,140.00
Cemetery Expense	\$745.00	186%	(-\$345.00)	\$298.50
Grave Markers	\$1,116.96	112%	(-\$116.96)	\$1,238.40
Medications	\$0.0	0%	\$1,000.00	\$94.00
Total:	\$19,088.03		\$35,076.93	\$14,958.65



Gift Baskets


Michelle and staff have delivered 122 gift baskets to Veterans and surviving spouses residing in various assisted living and senior living facilities.



June Staff and Commissioner's Participation



- 6/5 Honor Guard for Navy Gulf War Veteran (**Director Loveless**)
BHC VA Picnic (**Commissioner Butler**)
- 6/6 Honor Guard for Air Force Veteran (**Director Loveless**)
- 6/6 Honor Guard for Vietnam Army Veteran (**Director Loveless**)
Honor Guard for Vietnam Army Veteran (**Director Loveless**)
My Waterloo Days Volunteer (**Director Loveless**)
- 6/10 Ford UAW Veteran's Conference Detroit, MI (**Director Loveless**)
- 6/11 Coffee & Camaraderie at the Grout (**Commissioners Butler/Korf**)
Waterloo American Legion Monthly Meeting (**Director Loveless/Commissioner Korf**)
- 6/14 Cedar Falls Veterans Hike (**CVSO Sara Mendoza**)
- 6/17 CF VFW Monthly Meeting (**Commissioner Butler/Korf**)
Cedar Valley Honor Flight (**Commissioner Butler**)
- 6/26 BHC VA Picnic (**Commissioner Korf**)
- 6/27 Honor Guard for Korean War Veteran (**Director Loveless**)
- 6/28 Honor Guard for Gulf War Veteran (**Director Loveless**)



2025 UAW-FORD VETERANS CONFERENCE

June 10-12, 2025



COUNTRY & WESTERN



ERICA SUNSHINE LE

CEDAR VALLEY VETERAN SAFE HAVEN

AFIL provides a safe haven for Veterans and their families during this season of noise.

JULY 3: 7 PM - 11 PM

JULY 4: 7 PM - 11 PM

JULY 5: 7 PM - 10 PM

Light refreshments will be served

Where: AFIL Community Room
4020 University Ave, Waterloo, IA

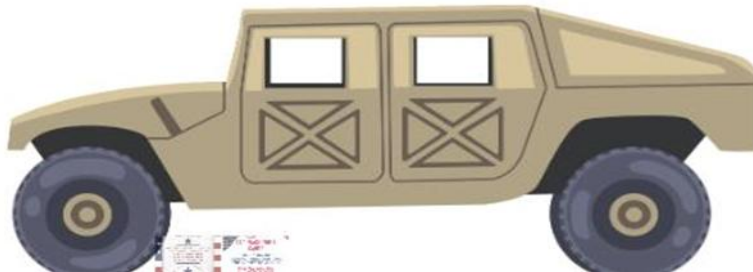
Contact: John Barthel phone: 843-283-9629



CAR WASH FOR A CAUSE

JULY 12TH 09:00-1:00
AMERICANS FOR INDEPENDENT LIVING
4020 UNIVERSITY AVE, WATERLOO

FREE WILL DONATIONS.
ALL PROCEEDS GO INTO
HELPING VETERANS



WE ARE HAVING A

Veteran Breakfast

Free Breakfast for Veterans
Sponsored by the Waterloo Police
Foundation

JULY 10TH • 8-11 AM

American Legion Post 138
728 Commercial St., Waterloo





Waterloo

National Hire A Veteran Day *Hiring Event*



*Sponsored by
Americans for
Independent Living (AFIL)*

**Friday, July 25, 2025
12:00 PM - 2:00 PM**

Americans For Independent Living (AFIL)
4020 University Ave,
Waterloo, IA 50701





Question?

